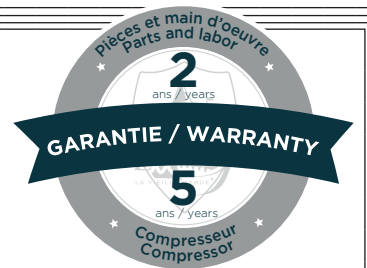


### *Congratulation on your purchase!*

La Vieille Garde is proud to count you among our clients. To take full advantage of the warranty associated with your unit, please register it upon receipt. Please send us your contact information and the cellar serial number by email to the following address ; [info@lavielllegarde.com](mailto:info@lavielllegarde.com) or by phone at our toll-free number ; 1.866.673.4832.

## *LVG certified warranty*

STANDARD CELLARS



La Vieille Garde offers a two-years limited warranty on all of its standard cellars, from the purchase date, this include : any manufacturing defects and premature use on refrigeration parts and components, electrical or electronical parts and any manufacturing materials including parts and labor. The compressor have a five-years warranty, labor not included, which needs to be returned to LVG's factory in case of damage\*.

### **WARRANTY DOES NOT COVER:**



Damage caused by acts of God, lighting, fire or other external elements, nor damage cause by abused, neglect or improper maintenance.



In the event that repairs or alterations have been attempted by other parties without the consent of La Vieille Garde inc., this warranty is automatically void.



Variations in wood colors or graining are due to the very nature of the material. These are considered to be the natural evolution of wood in relation to its environment and does not constitute a defect in material or workmanship.

\* Serial number must be visible on the unit. This limited warranty extends only to the original purchaser and is not transferable to any subsequent owner.

\* No distributor, retailer, installer, sales person, representative or any other party is authorized to modify the conditions or duration of this warranty in any way whatsoever.

# Maintenance conditions

In order to properly maintain your cellar and ensure the warranty, it is important to respect the following conditions :

## INSTALLATION ADVICE



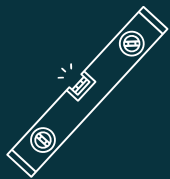
**Non built-in freestanding cellars** must be able to reject their heat from behind and upwards. Never place the unit in an enclosed and unventilated space. Be sure to leave a 3 1/4" gap between the wall and the back of the cellar to allow the condenser to discharge heat properly. Avoid any provisions that might prevent heat rejection from occurring.



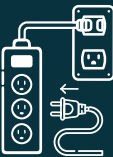
**Built-in cellars** may be placed in a wall opening sized for this purpose but must not be permanently fixed in order to easily maintain the unit. Refer to the specs sheet of your unit for installation opening.



Avoid long-term sunlight exposure as this may affect the color of the unit and the performance of the refrigeration system.



When installing the cellar, it is important to level it. To do so, use the 4 adjustable legs to fill some unevenness or roughness of the floor. It is also important to adjust the legs so the door is straight with its frame horizontally and vertically.



Always plug your cellar into a standard 120V and 15 amps breaker via a surge bar. In this way, you make sure that no electrical overload can affect the proper functioning of the unit.

## CONDITIONS



La Vieille Garde products are calibrated for a normal environment of 20°C to 23°C. A higher relative and constant temperature can cause a poor performance of the refrigeration system and result, over time, in system degradation. Avoid proximity to any and all sources of heat in the refrigeration system environment (evaporator, condenser, compressor)



LVG temperature controller is programmed to ensure optimal performance of your cellar. Its deprogramming can lead to a refrigeration system failure. Always refer to the controller user guide provided before performing any adjustments. If a problem or a deprogramming of the controller occurs, contact us without delay.



Our refrigeration units are pre-calibrated for your product. To avoid unbalancing the system, do not adjust the components of the refrigeration system manually (fans, compressor, etc.). LVG can not be held responsible for any damage that may occur as a result of such an intervention.

## MAINTENANCE ADVICE

**Once a year, LVG recommends that your cellar be maintained to ensure its proper functioning and extend its life :**



Frequently check the magnetic gasket or door seal to ensure that these are not deformed nor damaged, which could result in poor performance and ultimately damage the cellar or its components. Clean all contact area of seal with soapy water and a soft cloth. Make sure the door close tightly, if you notice a significant air leak, contact us.



Inspect all glass for any defects, cracks or moisture inside the thermos glass. Clean all glass area with a soft cloth and glass cleaner. Take care not to spray glass cleaner on wooden area.



The compressor unit should be dusted at least twice a year to keep it in good working condition. It is important to feel a large air flow running from the compressor. Low airflow and dirt obstructing the condenser indicates that maintenance is not being done properly. Use a vacuum cleaner or compressed air to remove dust.



For cleaning wood and powder coated steel surfaces, use water mixed with mild soap or other nonabrasive cleaner diluted with water. Be sure to wipe any excess water from the wood surfaces.



For cleaning stainless steel surfaces, use water mixed with mild soap or cleaning product marked as « suitable for stainless steel ».

*Please join us if you have any questions or comments*

INFO@LAVIEILLEGARDE.COM  
418.673.4832 - 1.866.673.4832  
3111 BOUL. MARTEL, ST-HONORÉ  
QUÉBEC, G0V-1L0